

Simple Catalytic Mechanism for the Direct Coupling of α -Carbonyls with Functionalized Amines: A One-Step Synthesis of Plavix

Ryan W. Evans, Jason R. Zbieg, Shaolin Zhu, Wei Li, and David W. C. MacMillan*

Merck Center for Catalysis at Princeton University, Princeton, New Jersey 08544, United States

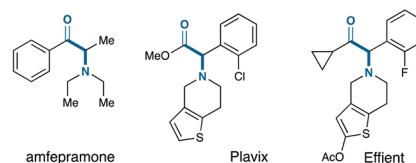
S Supporting Information

ABSTRACT: The direct α -amination of ketones, esters, and aldehydes has been accomplished via copper catalysis. In the presence of catalytic copper(II) bromide, a diverse range of carbonyl and amine substrates undergo fragment coupling to produce synthetically useful α -amino-substituted motifs. The transformation is proposed to proceed via a catalytically generated α -bromo carbonyl species; nucleophilic displacement of the bromide by the amine then delivers the α -amino carbonyl adduct while the catalyst is reconstituted. The practical value of this transformation is highlighted through one-step syntheses of two high-profile pharmaceutical agents, Plavix and amfepramone.

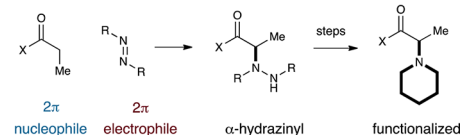
Carbonyls bearing α -amino substitution are widely represented among pharmaceutically active compounds and complex natural products¹ (Figure 1). The invention of catalytic strategies toward this high-value synthon is a long-standing goal in organic synthesis, and a number of methods have been developed for the installation of specifically tailored amine substrates at the carbonyl α -position.² For example, the catalytic α -amination of ketones and aldehydes (via enolate derivatives) often involves the use of 2π -electrophile aza-substrates to deliver α -hydrazinyl or α -oxy-amino products, two structural classes that must be chemically modified prior to natural product or medicinal chemistry applications. Slower to develop, however, have been catalytic protocols³ that allow for the merger of carbonyl-derived enolates with a generic range of nitrogen-containing structures or functionalities, a more direct strategy that would bypass the requirement for postreaction amine modification. Conceptually, the catalytic α -coupling of amines and enolates appears to be electronically mismatched, given that both reaction partners are inherently nucleophilic and that amines readily undergo 1,2-addition with electrophilic ketones, aldehydes, esters, etc. As such, we recently questioned whether catalysis could be employed to transiently render carbonyls electrophilic at the α -position, thereby enabling the *in situ* addition of a broad range of nitrogen coupling partners. Herein, we describe the successful conclusion of these studies and present a simple copper(II) bromide catalysis protocol for the catalytic α -amination of aldehydes, ketones, and esters with an expansive structural range of functionalized amines.

Drawing inspiration from the powerful Buchwald–Hartwig⁴ and Chan–Lam⁵ cross-coupling strategies, in which secondary amines are merged with aryl halides or boronic acids to generate aryl amine adducts, we envisioned an analogous direct fragment coupling of carbonyls and secondary amines en route to α -amino carbonyl synthons (Figure 1). An ongoing area of

Carbonyl α -amine: Common pharmacophore in medicinal agents



Traditional strategy: Nucleophilic enolate with electrophilic amine



Direct α -Amination: Oxidative coupling with green byproducts

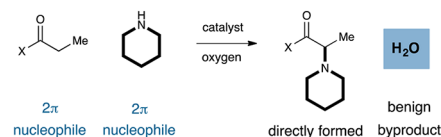
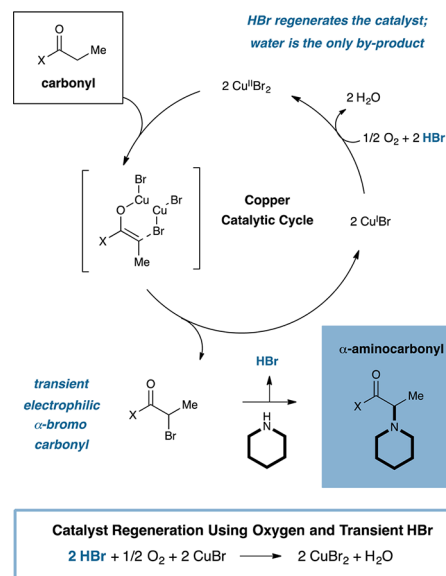


Figure 1. Medicinal use and strategies toward α -amino carbonyls.

Scheme 1. Design of Cu(II)-Catalyzed Carbonyl–Amine Coupling.



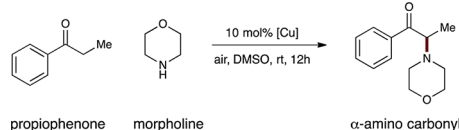
Received: September 17, 2013

Published: October 9, 2013

research in our lab is the invention of reactions that use copper catalysis to install high-value α -carbonyl functionality. Toward this end, we have demonstrated the ability of copper(I) to catalyze the α -arylation of enol-silanes in the presence of diaryliodonium salts.⁶ Additionally, the synergistic merger of copper(I) catalysis with enamine catalysis has led to the development of methods for the enantioselective α -arylation,⁷ α -vinylation,⁸ α -oxygenation,⁹ and α -trifluoromethylation¹⁰ of aldehyde substrates. On this basis, the proposed mechanism for the carbonyl amination is presented in Scheme 1. We postulated that in the presence of catalytic copper(II) bromide, a diverse range of carbonyl substrates would undergo bromination at the α -position¹¹ via a copper-bound enolate to generate an α -bromo carbonyl along with two molecules of copper(I) bromide and an equivalent of HBr.^{12–14} Facile nucleophilic displacement of the α -C=O bromide functionality by a secondary amine would then deliver the α -amino carbonyl adduct along with a second equivalent of HBr. Oxygen-mediated reoxidation of copper(I) bromide in the presence of HBr would reconstitute the copper(II) bromide catalyst. Importantly, we recognized that water would be the only molecular byproduct of this proposed catalytic cycle.

Our evaluation of the proposed carbonyl–amine fragment coupling began with exposure of propiophenone and morpholine to a series of copper catalysis (Table 1). The reaction was

Table 1. Initial Studies toward α -Amination of Carbonyls



entry	[Cu] catalyst	solvent	yield ^a
1	CuBr ₂	MeCN	68%
2	CuCl ₂	MeCN	2%
3	CuBr	MeCN	31%
4	Cu(TFA) ₂	MeCN	0%
5 ^b	Cu(TFA) ₂	MeCN	50%
6 ^c	CuBr ₂	MeCN	62%
7	CuBr ₂	CHCl ₃ /EtOAc	45%
8	CuBr ₂	THF	67%
9	CuBr ₂	DMF	71%
10	CuBr ₂	DMSO	93% ^d

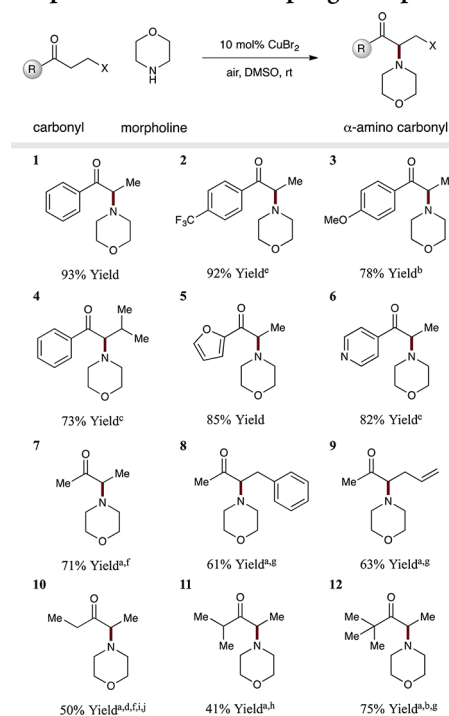
^aGC yield using Bn₂O as an internal standard. ^bWith 30 mol % LiBr. ^cPerformed over 24 h. ^dIsolated yield.

performed under an ambient air atmosphere to provide the oxygen necessary for catalyst turnover. As expected, the most suitable catalyst was copper(II) bromide, which delivered the α -amino carbonyl product in 68% yield (entry 1). By comparison, copper(II) chloride and copper(I) bromide were significantly less effective at mediating this transformation (entries 2 and 3, 2% and 31% yield). Although we postulated the intermediacy of an α -bromo carbonyl species, we recognized that an alternative mechanism might involve C–N bond formation via reductive elimination from a transient copper(III) species.^{15,16} To distinguish these pathways, the coupling was evaluated with a series of Cu(II) salts that did not contain halogens (e.g., Cu(OTf)₂, Cu(TFA)₂), and indeed, no desired amination products were observed in any case.¹⁷ Moreover, while the use of catalytic copper(II) bistrifluoroacetic acid provided no observable product (entry 4, 0% yield), addition of 30 mol % lithium bromide led to a substantial recovery of catalytic

efficiency (entry 5, 50% yield). These findings lend support to the existence of the crucial α -bromocarbonyl intermediate as depicted in Scheme 1. While extended reaction times did not lead to an improvement in overall efficiency (entry 6, 62% yield), the choice of solvent significantly influenced the coupling yield (entries 7–10, 45–93% yield), with DMSO proving to be the optimal reaction medium, presumably due to solvent stabilization of the transient copper enolate species (entry 10, 93% yield).¹⁸

With optimized conditions in hand, we next sought to define the scope of the carbonyl coupling partner. As shown in Table 2,

Table 2. Scope of the Ketone Coupling Component^k



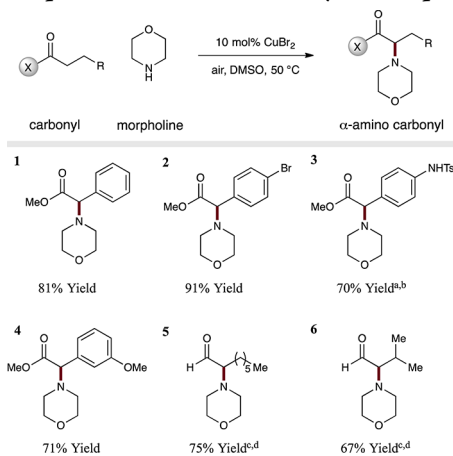
^aConducted under 1 atm of O₂. ^bConducted at 60 °C. ^cConducted at 50 °C. ^dConducted at 10 °C. ^eConducted at 5 °C. ^fZnBr₂ was employed as cocatalyst. ^gNiBr₂ was employed as cocatalyst. ^hMgI₂ was employed as cocatalyst. ⁱNaI was employed. ^jTHF was substituted as solvent. See Supporting Information for experimental details. ^kThe cited yields are of material isolated by column chromatography.

electron-rich and -poor aryl ketones readily undergo fragment coupling with morpholine (entries 2 and 3, 92% and 78% yield). More specifically, the efficient conversion of electron-deficient ketones was achieved at subambient temperatures to prevent product decomposition, while systems that involve a π -rich aryl ring require elevated temperatures. This disparity is attributed to the rate differential in both the ketone enolization and amine nucleophilic addition steps. It is important to note that electron-rich aromatic systems do not undergo Friedel–Crafts bromination under these catalytic conditions.¹⁹ Heteroaromatic ketones are also productive coupling partners, delivering α -amino ketones in high yield (entries 5 and 6, 92% and 82% yield). Moreover, steric bulk at the carbonyl β -position is well-tolerated (entry 4, 73% yield). Efficient α -amination of aliphatic ketones was found to require the introduction of a cocatalyst—such as NiBr₂, ZnBr₂, or MgI₂—to facilitate the ketone enolization event.²⁰ Under these modified conditions, the coupling of nonsymmetrical methyl,

alkyl-substituted ketones proceeds with high efficiency and regiocontrol to introduce the morpholine group exclusively at the internal methylene position (entry 7, 71% yield).^{21,22} Moreover, α -amino ketone adducts that could be susceptible to 1,2-elimination are readily accessed without any observable product degradation (entries 8 and 9, 61% and 63% yield). Notably, the use of 3-pentanone leads to monoamination adducts exclusively (entry 10, 50% yield), while the incorporation of sterically demanding alkyl substituents (isopropyl, *tert*-butyl) on the ketone substrate leads to selective amination at the less hindered methylene position in moderate to good yield (entries 11 and 12, 41% and 75% yield).

We anticipated that our catalytic carbonyl–amine fragment coupling should also be compatible with a range of non-ketonic carbonyls. Indeed, a series of α -aryl esters bearing a diverse array of aryl substituents readily undergo morpholine incorporation in the presence of catalytic CuBr_2 to generate α -amino esters with good efficiency (Table 3, entries 1–4, 70–

Table 3. Scope of the Ester and Aldehyde Component^e

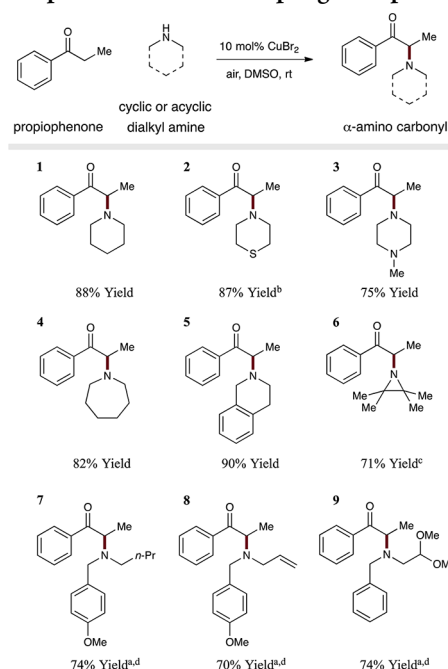


^aConducted under 1 atm of O_2 . ^bConducted at 70 $^\circ\text{C}$. ^cConducted at rt. ^dMeCN was substituted as solvent. See Supporting Information for experimental details. ^eThe cited yields are of material isolated by column chromatography.

91% yield). Notably, the reaction is compatible with an aryl bromide motif (entry 2, 91% yield); that is, no undesired Buchwald–Hartwig coupling product was observed using our standard conditions. A survey of ester substrates revealed the importance of the α -aryl group in enabling efficient coupling under these conditions. More specifically, the inductive effect of the aryl group promotes rapid ester enolization, a critical step that engenders the subsequent bromination–amine addition pathway that is not possible at this time with α -aliphatic esters. However, aliphatic aldehydes, which we presumed would have a propensity to undergo nonproductive enamine formation,²³ serve as highly suitable coupling partners²⁴ in this α -carbonyl functionalization reaction (entries 5 and 6, 75% and 67% yield).

A defining attribute of this new α -amination protocol is its potential to provide direct access to a broad array of amine groups at the carbonyl α -position. As shown in Table 4, a wide range of synthetically useful secondary amines is readily employed in this transformation. For example, cyclic amines of various ring sizes readily participate to deliver the α -cyclic amino product in high yield (entries 1–6, 71–90% yield). Differentially protected acyclic alkyl amines also serve as

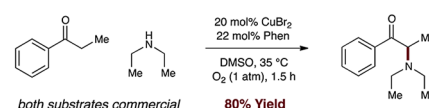
Table 4. Scope of the Amine Coupling Component^e



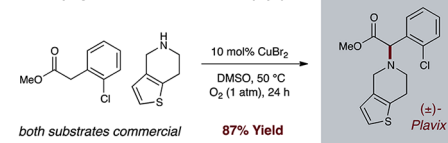
^aConducted at 60 $^\circ\text{C}$. ^bConducted at 50 $^\circ\text{C}$. ^cConducted at 40 $^\circ\text{C}$. ^dNal was employed. See Supporting Information for experimental details. ^eThe cited yields are of material isolated by column chromatography.

efficient coupling partners when elevated reaction temperatures are employed along with sodium iodide as an additive (entries 7–9, 61–74% yield). Addition of sodium iodide presumably allows the intermediate α -bromocarbonyl to undergo a Finkelstein substitution to generate a more electrophilic α -iodocarbonyl, thereby accelerating the subsequent amine displacement step.

One step synthesis of racemic amfepramone via Cu–amination (eq 1)



One step synthesis of racemic Plavix (eq 2)



Given the operational simplicity and broad generality of this amine coupling protocol, we sought to demonstrate the utility of this new catalytic process for the production of high-profile medicinal agents. As shown in eq 1, we have developed a one-step racemic synthesis of the appetite suppressant amfepramone in 80% yield using an analogous Phen- CuBr_2 catalyst, an operation that is complete in less than two hours.²⁵ Moreover, we have also demonstrated a one-step route to the antiplatelet agent Plavix (eq 2).²⁶ Formation of this blockbuster drug was accomplished in 87% yield from inexpensive commercial materials using our standard CuBr_2 catalysis protocol.²⁷

Finally, to demonstrate the preparative utility of this new amine coupling process, we performed the union of morpholine and propiophenone on a 37 mmol scale to generate 7.1 g (87% yield) of the desired α -amination product (cf. Table 2, entry 1, 93% yield).

In conclusion, we have developed a generic approach to the synthesis of complex α -amino carbonyls via the direct copper-catalyzed coupling of carbonyls and functionalized secondary amines. This process provides a useful alternative to standard "atom transfer" approaches to the installation of an amine functionality at the carbonyl α -position. This simple yet versatile method, which readily tolerates a range of functionality on the carbonyl and amine reaction components, has been applied to rapid syntheses of two prominent pharmaceutical agents. Studies toward a catalytic asymmetric variant of this new transformation are ongoing.²⁸

■ ASSOCIATED CONTENT

■ Supporting Information

Experimental procedures and spectral data are provided. This material is available free of charge via the Internet at <http://pubs.acs.org>.

■ AUTHOR INFORMATION

Corresponding Author

dmacmill@princeton.edu

Notes

The authors declare no competing financial interest.

■ ACKNOWLEDGMENTS

Financial support was provided by the NIGMS (R01 GM103558-01) and kind gifts from Merck, Amgen, and Abbvie.

■ REFERENCES

- (1) (a) Meltzer, P. C.; Butler, D.; Deschamps, J. R.; Madras, B. K. *J. Med. Chem.* **2006**, *49*, 1420–1432. (b) Carrol, F. L.; Blough, B. E.; Abraham, P.; Mills, A. C.; Holleman, J. A.; Wolchenhauer, S. A.; Decker, A. M.; Landavazo, A. K.; McElroy, T.; Navarro, H. A.; Gatch, M. B.; Forster, M. J. *J. Med. Chem.* **2009**, *52*, 6768–6781. (c) Bouteiller, C.; Becerril-Ortega, J.; Marchand, P.; Nicole, O.; Barre, L.; Buisson, C.; Perrio, C. *Org. Biomol. Chem.* **2010**, *8*, 1111–1120. (d) Meyers, M. C.; Wang, J.-L.; Iera, J. A.; Bang, J.-K.; Hara, T.; Saito, S.; Zambetti, G. P.; Appella, D. H. *J. Am. Chem. Soc.* **2005**, *127*, 6152–6153. (e) Ando, R.; Sakaki, T.; Morinaka, Y.; Takahashi, C.; Tamao, Y. EP 603769 A1 19940629, 1994.
- (2) For a review of such methods, see: (a) Janey, J. M. *Angew. Chem., Int. Ed.* **2005**, *44*, 4292–3300. (b) Vilaivan, T.; Bhanthumnavin, W. *Molecules* **2010**, *15*, 917–958.
- (3) (a) Matsuda, N.; Hirano, K.; Satoh, T.; Miura, M. *Angew. Chem., Int. Ed.* **2012**, *51*, 11827–11831. (b) Miura, T.; Morimoto, M.; Murakami, M. *Org. Lett.* **2012**, *14*, 5214–5217. (c) Wei, Y.; Lin, S.; Liang, F. *Org. Lett.* **2012**, *14*, 4202–4205. (d) Lamani, M.; Prabhu, K. R. *Chem.—Eur. J.* **2012**, *18*, 14638–14642. (e) Tian, J.-S.; Loh, T.-P. *Chem. Commun.* **2011**, *47*, 5458–5460. (f) Tian, J.-S.; Ng, K. W. J.; Wong, J.-R.; Loh, T.-P. *Angew. Chem., Int. Ed.* **2012**, *51*, 9105–9109.
- (4) (a) Guram, A. S.; Rennels, R. A.; Buchwald, S. L. *Angew. Chem., Int. Ed. Engl.* **1995**, *34*, 1348–1350. (b) Louie, J.; Hartwig, J. F. *Tetrahedron Lett.* **1995**, *36*, 3609–3612.
- (5) (a) Chan, D. M. T.; Monaco, K. L.; Wang, R. P.; Winters, M. P. *Tetrahedron Lett.* **1998**, *39*, 2933. (b) Lam, P.; Clark, C. G.; Saubern, S.; Adams, J.; Winters, M. P.; Chan, D. M.; Combs, T. A. *Tetrahedron Lett.* **1998**, *39*, 2941. (c) Lam, P.; Vincent, G.; Bonne, D.; Clark, C. G. *Tetrahedron Lett.* **2003**, *44*, 4927.
- (6) Harvey, J. S.; Simonovich, S. P.; Jamison, C. R.; MacMillan, D. W. C. *J. Am. Chem. Soc.* **2011**, *133*, 13782–13785.
- (7) Allen, A. E.; MacMillan, D. W. C. *J. Am. Chem. Soc.* **2011**, *133*, 4260–4263.
- (8) (a) Skucas, E.; MacMillan, D. W. C. *J. Am. Chem. Soc.* **2012**, *134*, 9090–9093. (b) Stevens, J. M.; MacMillan, D. W. C. *J. Am. Chem. Soc.* **2013**, *135*, 11756–11759.
- (9) Simonovich, S. P.; Van Humbeck, J. F.; MacMillan, D. W. C. *Chem. Sci.* **2012**, *3*, 58–61.
- (10) Allen, A. E.; MacMillan, D. W. C. *J. Am. Chem. Soc.* **2010**, *132*, 4986–4987.
- (11) King, L. C.; Ostrum, G. K. *J. Org. Chem.* **1964**, *29*, 3459–3461.
- (12) (a) Kochi, J. K. *J. Am. Chem. Soc.* **1955**, *77*, 5274–5278. (b) Kosower, E. M.; Wu, G. S. *J. Org. Chem.* **1963**, *28*, 633–638. (c) Kojima, Y.; Usui, K.; Kawaguchi, S. *Bull. Chem. Soc. Jpn.* **1972**, *45*, 3127–3130. (d) Kojima, Y.; Kawaguchi, S. *Bull. Chem. Soc. Jpn.* **1972**, *45*, 1293–1299.
- (13) An alternative mechanism for the bromination of ketones involves reductive elimination of a bromide from the copper-bound enolate to form the desired α -bromocarbonyl and Cu(0). Under these reaction conditions, we recognize that such a mechanism could be operable. For further mechanistic information see refs 12a and 12b.
- (14) A reviewer has postulated an alternative mechanism for the bromination step that involves the intermediacy of a Cu(III)Br₂ bound enolate, which could undergo addition to another molecule of Cu(II)Br₂ via a one-electron pathway to form the desired α -bromocarbonyl.
- (15) For examples of amination reactions following this mechanism, see: (a) Yamamoto, H.; Maruoka, K. *J. Org. Chem.* **1980**, *45*, 2739–2740. (b) Alberti, A.; Canè, F.; Dembeck, P.; Lazzari, D.; Ricci, A.; Seconi, G. *J. Org. Chem.* **1996**, *61*, 1677–1681. (c) Canè, F.; Brancaleoni, D.; Dembeck, P.; Ricci, A.; Seconi, G. *Synthesis* **1997**, 545–548. (d) del Amo, C. L.; Dubbaka, S. R.; Krasovskiy, A.; Knochel, P. *Angew. Chem., Int. Ed.* **2006**, *45*, 7838–7842. (e) Kienle, M.; Dubbaka, S. R.; del Amo, V.; Knochel, P. *Synthesis* **2007**, 1272–1278.
- (16) In the absence of oxygen and amine, a trace amount of α -bromopropiophenone was detected. The reaction of propiophenone with superstoichiometric amounts of copper(II) bromide, however, generated a quantitative yield of α -bromopropiophenone.
- (17) A survey of various copper(II) salts was undertaken. These included Cu(OTf)₂, Cu(TFA)₂, Cu(BF₄)₂, Cu(NO₃)₂, Cu(CLO₄)₂, CuCO₃, Cu(OAc)₂, Cu(HCO₂)₂. In all cases no detectable amount of product was formed.
- (18) A variant of Table 1, entry 10, was performed under a nitrogen atmosphere. We observed a total of 4% amination product. This result is strongly indicative that oxygen is required for catalyst turnover.
- (19) For selected examples of CuBr₂ brominations of aromatic rings, see: (a) Yang, L.; Lu, Z.; Stahl, S. S. *Chem. Commun.* **2009**, *45*, 6460–6462. (b) Song, Y.-F.; van Albada, G. A.; Tang, J.; Mutikainen, I.; Turpeinen, U.; Massera, C.; Roubeau, O.; Costa, J. S.; Gamez, P.; Reedijk, J. *Inorg. Chem.* **2007**, *46*, 4944–4950. (c) Bhatt, S.; Nayak, S. K. *Synth. Commun.* **2007**, *37*, 1381–1388.
- (20) Wei, H. X.; Jasoni, R. L.; Shao, H.; Hu, J.; Pare, P. W. *Tetrahedron* **2004**, *60*, 11829–11835.
- (21) The chlorination of 2-butanone has been shown to occur regioselectively to produce 3-chloro-2-butanone when using CuCl₂; see: Kosower, E. M.; Cole, W. J.; Wu, G.-S.; Cardy, D. E.; Meisters, G. *J. Org. Chem.* **1963**, *28*, 630–633.
- (22) The substituted enolate derived from 2-butanone is substantially more π -nucleophilic, a feature that likely contributes to selective bromination and thereafter amination at the butanone 3-position. Mayr nucleophile index values for enol silanes are consistent with this finding: Mayr, H.; Kempf, B.; Ofial, A. R. *Acc. Chem. Res.* **2003**, *36*, 66–77.
- (23) Mukherjee, S.; Yang, J. W.; Hoffmann, S.; List, B. *Chem. Rev.* **2007**, *107*, 5471–5569.
- (24) Products isolated after an *in situ* Wittig olefination.
- (25) Silverstone, T. *Drugs* **1992**, *43*, 820–836.
- (26) Li, J.-J.; Johnson, D. S.; Sliskovic, D. R.; Roth, B. D. *Contemporary Drug Synthesis*; Wiley: Hoboken, 2004.
- (27) The use of air as the terminal oxidant in this case resulted in diminished yield.
- (28) Preliminary efforts toward an asymmetric catalytic version of this reaction have demonstrated feasibility but not levels of efficiency or selectivity that would be deemed worthy of disclosure. We hope to overcome such limitations in the near future.